

# VertiGreen® Hybrid Trellis with VGM®

## *Living Wall Coverage at a Trellis Price!*

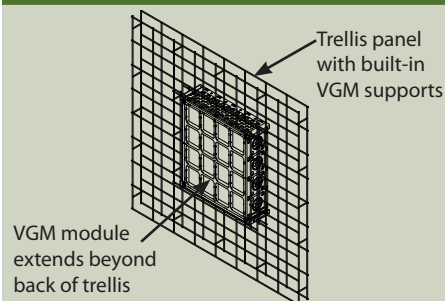
By integrating a VGM® plant growing module into the VertiGreen® 3-D rigid trellis, a green facade can be pregrown and placed anywhere without having to wait years to fill in. Most designers calculate that it takes a minimum of 3-5 years for plants to cover a 10' trellis, and in many cases the wall never achieves full coverage.

The plants are grown in the VGM® module (either on its own or pre-installed in the trellis), and hung on the wall once the plants are rooted in. The Hybrid system only requires vines & climbers to cover 1' in any direction, and can easily be used in areas distant from the ground or another planter.

The trellis mounts to the wall with a simple bracket. Either the plant growing module or the entire panel may be quickly removed for maintenance. The VGM® module has no internal baffles or separations, allowing the roots to fully develop and grow. With either 4" or 8" of soil volume, there isn't a better living wall module on the market. The double-panel trellis nurtures climbing plants and vines while it protects the underlying structure.



- Living wall coverage at a trellis price
- Commercial grade, lasts the life of the building
- Available with integrated irrigation
- Never look at a bare trellis again



VertiGreen® Hybrid panels support one VGM® plant growth module in the center. The trellis wires have a 6" grid spacing, with 3" between panels. The commercial grade wire is zinc-plated then powder coated for rust and corrosion resistance. VGM® modules are 100% recycled Polypropylene, and include a heavy-duty non-woven soil retention bag. VH06 modules contain .85 cu ft. and VH10 modules contain 1.63 cu ft. of soil.

For more information about *This Collection*, visit [www.tournesolsiteworks.com/something](http://www.tournesolsiteworks.com/something).



**Tournesol**  
SITEWORKS

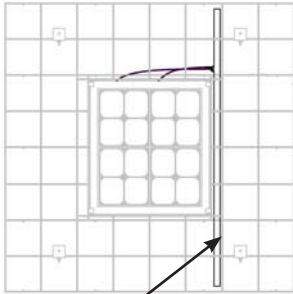
[tournesolsiteworks.com](http://tournesolsiteworks.com)  
800.542.2282

## VertiGreen® Hybrid Trellis

Part No.	Size	Description	Empty Weight
VH06-1-4848	48"W x 48"H x 6.5"D	Hybrid 3D trellis with one 6"d VGM module	21 lbs.
VH10-1-4848	48"W x 48"H x 10.5"D	Hybrid 3D trellis with one 10"d VGM module	22 lbs.

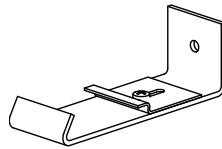
## VertiGreen® Hybrid Accessories

Part No.	Size
VTGB-3	VertiGreen® Wall Bracket - 3" Black powder coated steel - use with VH06
VTGB-9	VertiGreen® Wall Bracket - 9" Black powder coated steel - use with VH10
VHIR-4848	Pre-installed irrigation system for VertiGreen Hybrid panels, includes 3/4" PE tubing, 2 emitters per box



VHIR irrigation - includes PE tubing, 2 drip emitters

The VertiGreen Hybrid irrigation system is designed to make installation fast, easy, and simple. The irrigation lateral can either run vertically (shown) or horizontally, and simply requires plugging one unit to the adjoining one in the field. The overall system will require a timer, pressure reducer, filter, fertilizer injector, and will typically have a main line running along the bottom or up the side to supply the laterals.



VTGB bracket, holds VertiGreen® trellis panel away from wall. Four required for each panel



**BETWEEN** LANDSCAPE + ARCHITECTURE



**Tournesol**  
SITEWORKS

tournesolsiteworks.com  
800.542.2282

VH312  
©2012,  
Tournesol Siteworks