

WOOD DECKING

WOOD SLEEPER OR JOIST

SPIRAPAVE PEDESTAL SUPPORTS

2" THICK CONCRETE PROTECTION COURSE

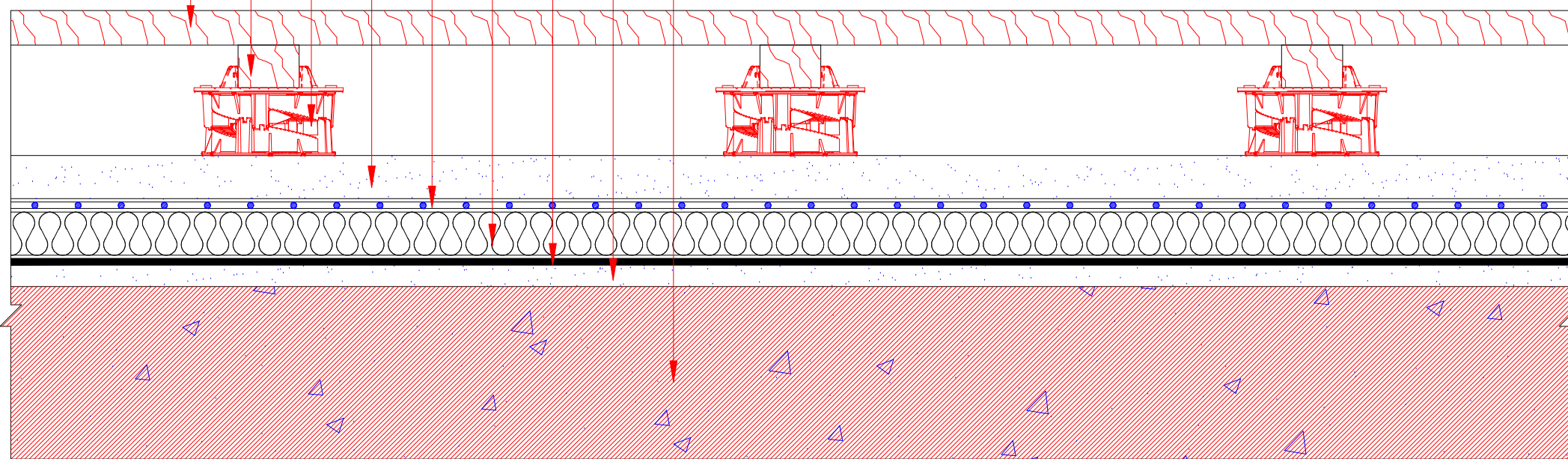
100gsm GEOTEXTILE SEPARATION LAYER

2" THICK EXTRUDED POLYSTYRENE INSULATION BOARD

SINGLE-PLY EVA/PVC FLEECE-BACKED WATERPROOFING MEMBRANE FULLY ADHERED TO SLAB

MIN 1" THICK TOPPING SLAB, PITCH TO DRAIN

CONCRETE STRUCTURAL SLAB - SEE STRUCTURAL DRAWINGS



SPIRAPAVE SECTION DETAIL (WOOD DECK)

STONE PAVERS, SEE SPECS

SPIRAPAVE PEDESTAL SUPPORTS

2" THICK CONCRETE PROTECTION COURSE

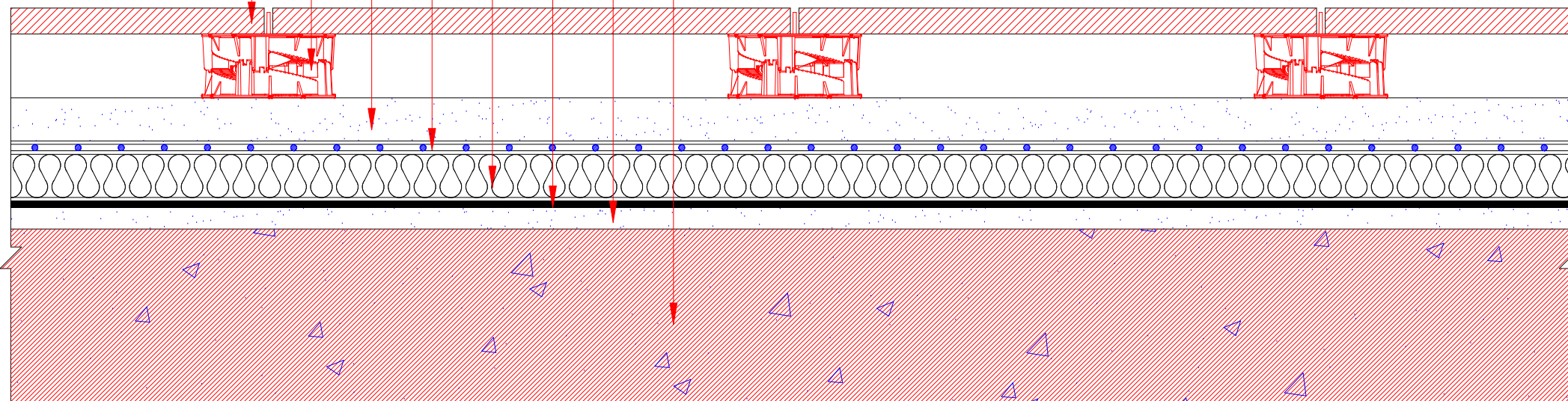
100gsm GEOTEXTILE SEPARATION LAYER

2" THICK EXTRUDED POLYSTYRENE INSULATION BOARD

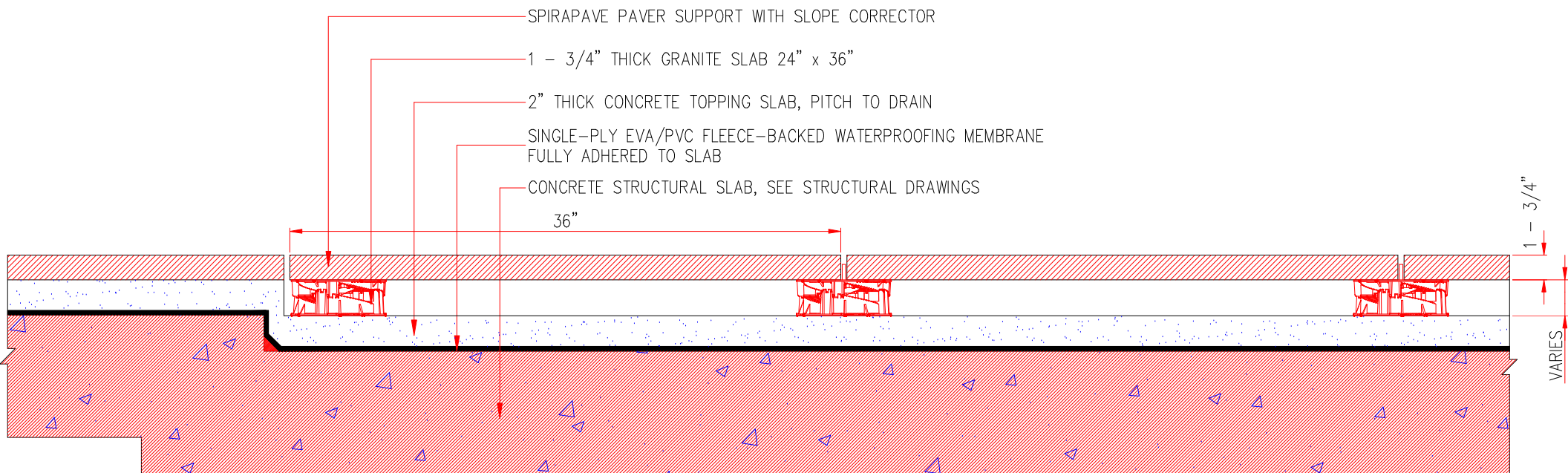
SINGLE-PLY EVA/PVC FLEECE-BACKED WATERPROOFING MEMBRANE FULLY ADHERED TO SLAB

MIN. 1" THICK CONCRETE TOPPING SLAB, PITCH TO DRAIN

CONCRETE STRUCTURAL SLAB, SEE STRUCTURAL DRAWINGS



SPIRAPAVE SECTION DETAIL (STONE PAVER)



SPIRAPAVE SECTION DETAIL